

# Marion County Influenza Situation Report 2023-2024 Seasonal Influenza Week 43 (October 22, 2023 – October 28, 2023)



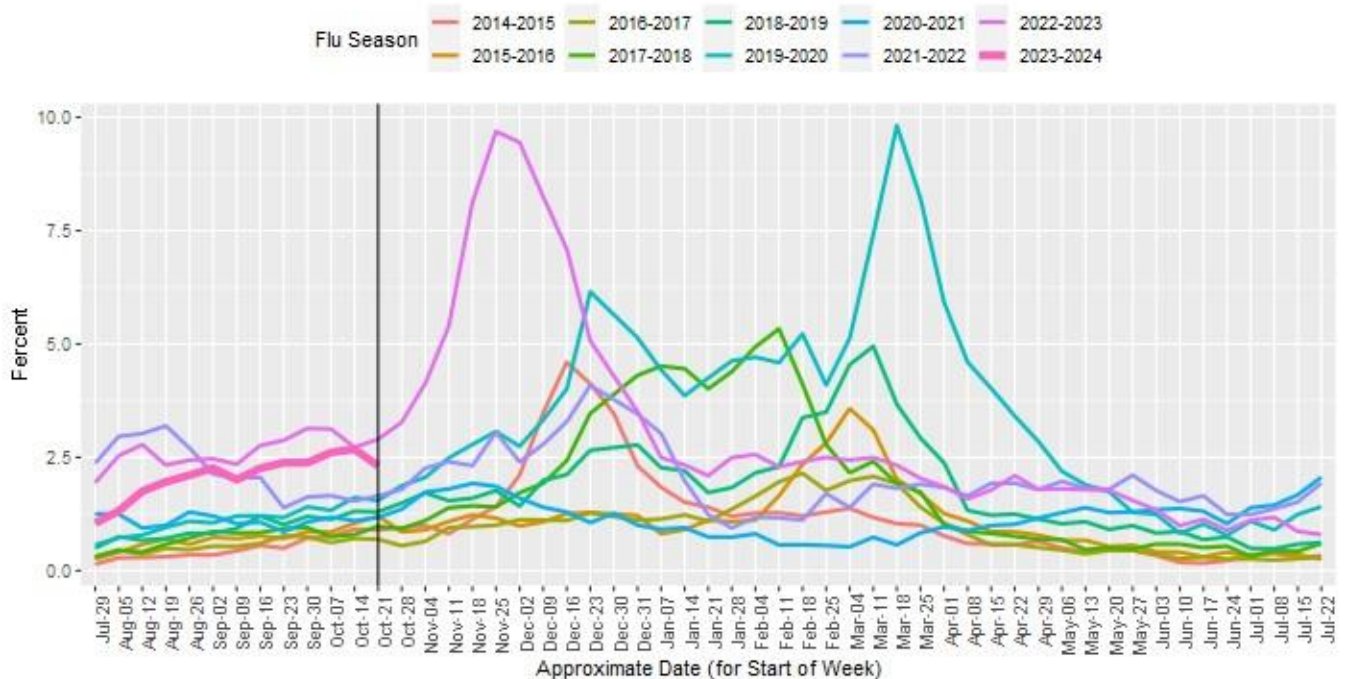
Marion County Public Health Department, IN 2023-10-30

Please send comments or suggestions about content to [epidemiology@hhcorp.org](mailto:epidemiology@hhcorp.org).

To subscribe to this report, email your name and email address to [epidemiology@marionhealth.org](mailto:epidemiology@marionhealth.org), with subject "Add to Weekly Flu Report distribution list".

## Influenza-like Illness ED visits in Marion County have decreased during the last week.

Percent of ILI related ED Visits



DR1202 Fereshteh Gholipour epidemiology@marionhealth.org Data Source: ISDH ESSENCE 2023-10-30

- During week 43 (October 22 to October 28), **2.29% of Marion County ED visits had ILI symptoms**. The current rate is lower than last week (2.61%). The median percentage of ILI-related ED visits for week 43 over the last five years is 1.55%.
- In Marion County hospitals, 0-4 years old had the highest rate (9.45%) of ILI related ED Visits. This rate is higher than last week (9.21%). The median percentage of 0-4 years old ILI-related ED visits for week 43 over the last five years is 9.32%.
- **ED visits for Respiratory Syncytial Virus (RSV) and other respiratory illnesses for 0-4 years old have increased during the last week.** The percentage of RSV-related ED visits was 13.97% out of all 0-4 years old ED visits during week 43.
  - RSV is a common respiratory virus that is the most common cause of bronchiolitis and pneumonia for children under one year of age in the U.S.

**Note:** ILI (Influenza-Like Illness) visit means that the patient reported fever with cough or sore throat or used the word "flu" or "influenza" to describe either their symptoms or their reason for the ED (Emergency Department) visit.

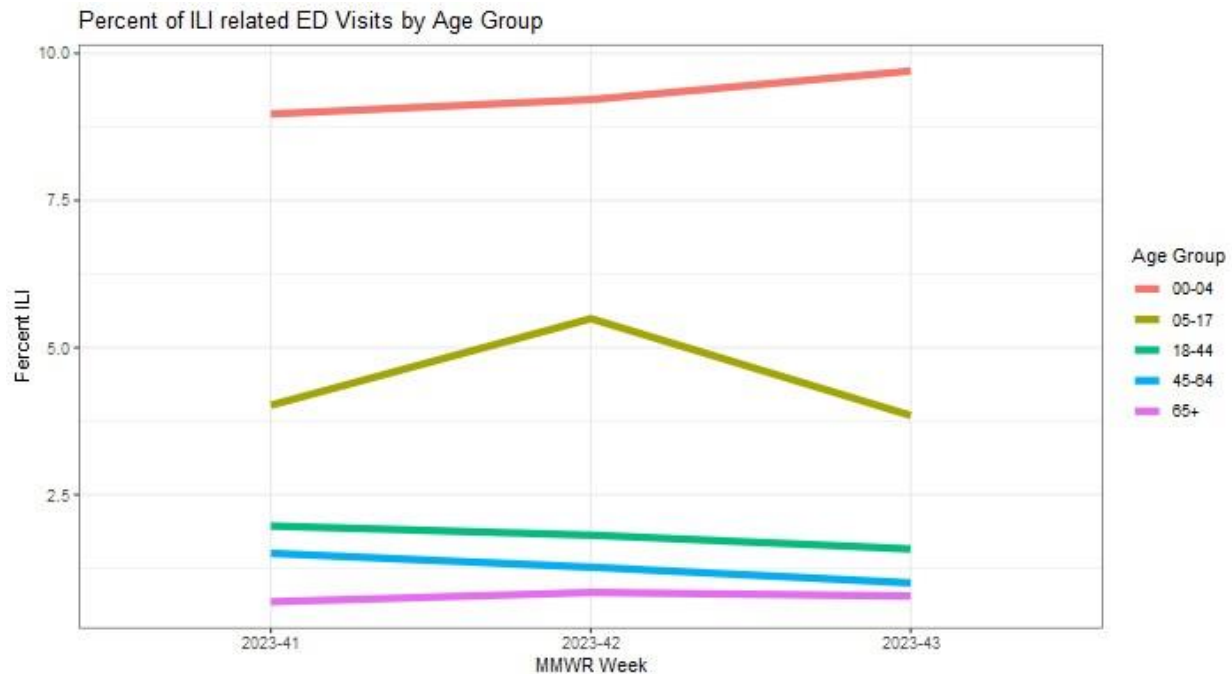
# Marion County Influenza Situation Report 2023-2024 Seasonal Influenza Week 43 (October 22, 2023 – October 28, 2023)



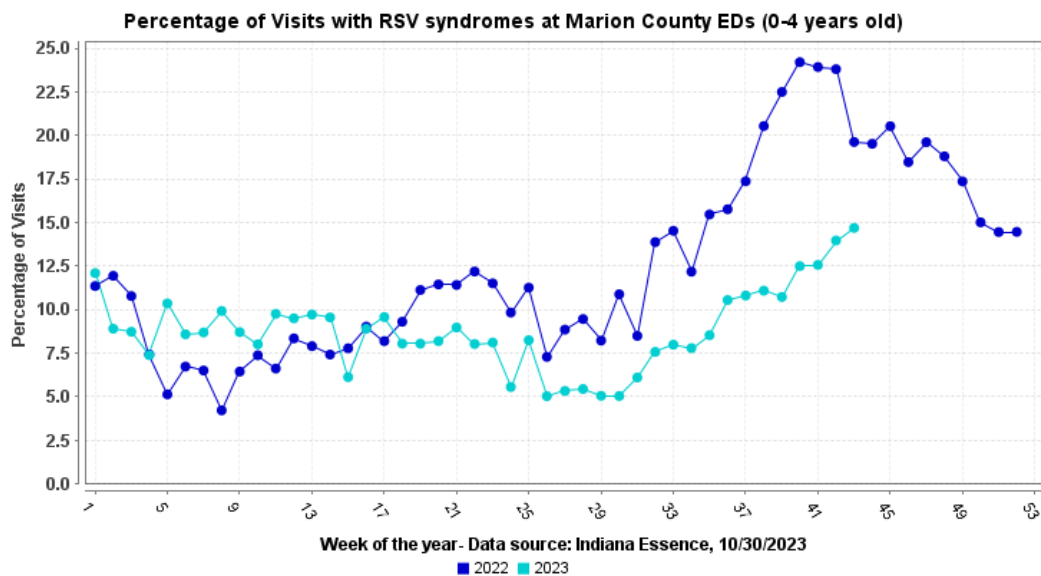
Marion County Public Health Department, IN 2023-10-30

Please send comments or suggestions about content to [epidemiology@hhcorp.org](mailto:epidemiology@hhcorp.org).

To subscribe to this report, email your name and email address to [epidemiology@marionhealth.org](mailto:epidemiology@marionhealth.org), with subject "Add to Weekly Flu Report distribution list".



DR1202 Fereshteh Gholipour epidemiology@marionhealth.org Data Source: ISDH ESSENCE 2023-10-30



Week of the year - Data source: Indiana Essence, 10/30/2023

■ 2022 ■ 2023

## Marion County (Week 42, October 15 – October 21, 2023)

- The percentage of ILI-related ED visits was 2.61% out of all ED visits.
- In Marion County hospitals, 0-4 years old had the highest rate (9.21%) of ILI related ED Visits.

## Indiana (Week 42, October 15 – October 21, 2023)

**Note:** ILI (Influenza-Like Illness) visit means that the patient reported fever with cough or sore throat or used the word “flu” or “influenza” to describe either their symptoms or their reason for the ED (Emergency Department) visit.

# Marion County Influenza Situation Report 2023-2024 Seasonal Influenza Week 43 (October 22, 2023 – October 28, 2023)



Marion County Public Health Department, IN 2023-10-30

Please send comments or suggestions about content to [epidemiology@hhcorp.org](mailto:epidemiology@hhcorp.org).

To subscribe to this report, email your name and email address to [epidemiology@marionhealth.org](mailto:epidemiology@marionhealth.org), with subject "Add to Weekly Flu Report distribution list".

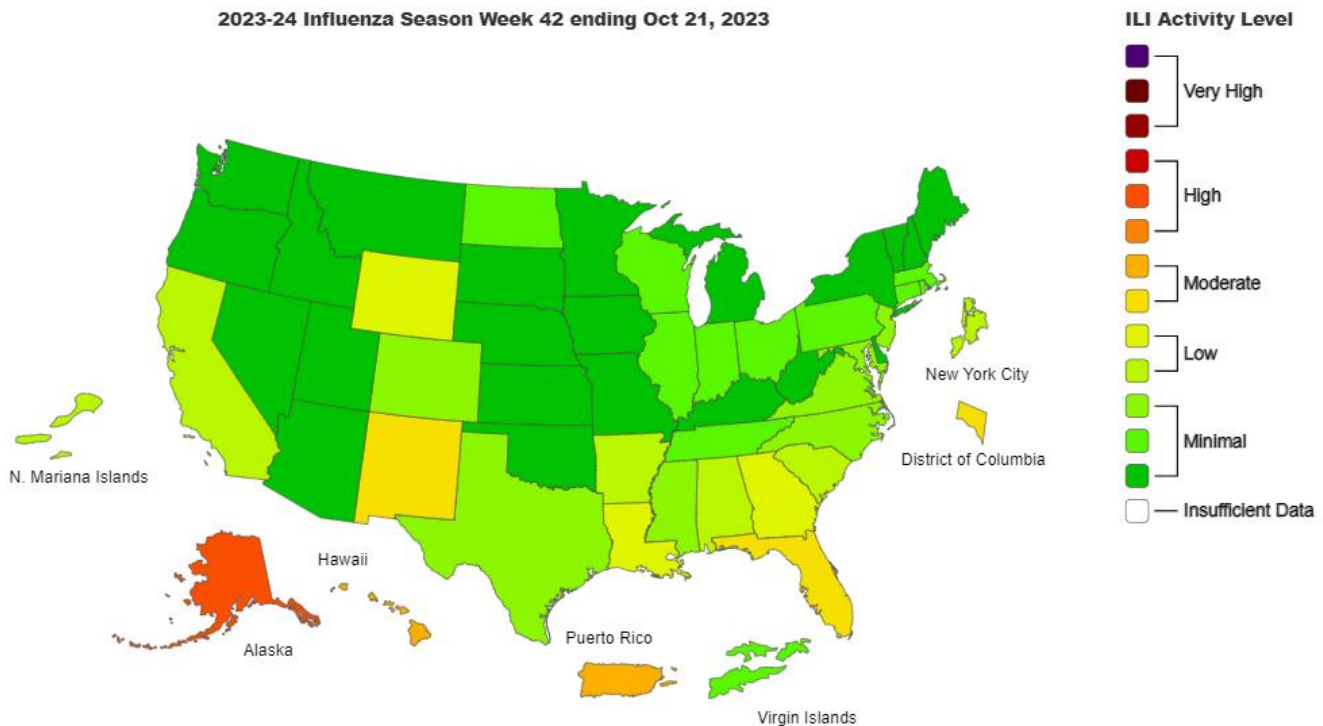
## [IDOH flu dashboard](#)

- Indiana is experiencing **Minimal** ILI activity. For week 42.
- IDOH reported 1.84% ILI at sentinel provider sites and 1.73% ILI at ED and urgent care visits. Both rates have increased during the last week.
- There have been **zero influenza-associated deaths** during week 42.
- Eight specimens were tested at the IDOH Laboratory during Week 42. All were detected as influenza negative.

## [National \(Week 42, October 15 – October 21, 2023\)](#)

<https://www.cdc.gov/flu/weekly/index.htm>

2023-24 Influenza Season Week 42 ending Oct 21, 2023



- Seasonal influenza activity remained **low** across the US but there are slight increases in some parts of the country.
- According to the U.S. Outpatient Influenza-like Illness Surveillance Network (ILINet), **2.5% of outpatient visits to healthcare providers** were related to ILI (influenza-like illness). This rate is higher than last week (2.3%) and is below the baseline of 2.9%.
- **No influenza-associated pediatric deaths occurring during the 2023-2024 season have been reported to CDC.**
- During Week 42, **1.7%** of **clinical laboratory specimens** were **positive for influenza**. This rate is higher than last week (1.3%).
- During Week 42, **159 (5%) specimens** were **positive at public health laboratories**. This rate is lower than last week (7%).

**Note:** ILI (Influenza-Like Illness) visit means that the patient reported fever with cough or sore throat or used the word "flu" or "influenza" to describe either their symptoms or their reason for the ED (Emergency Department) visit.