

Marion County Influenza Situation Report 2023-2024 Seasonal Influenza Week 46 (November 12, 2023 – November 18, 2023)



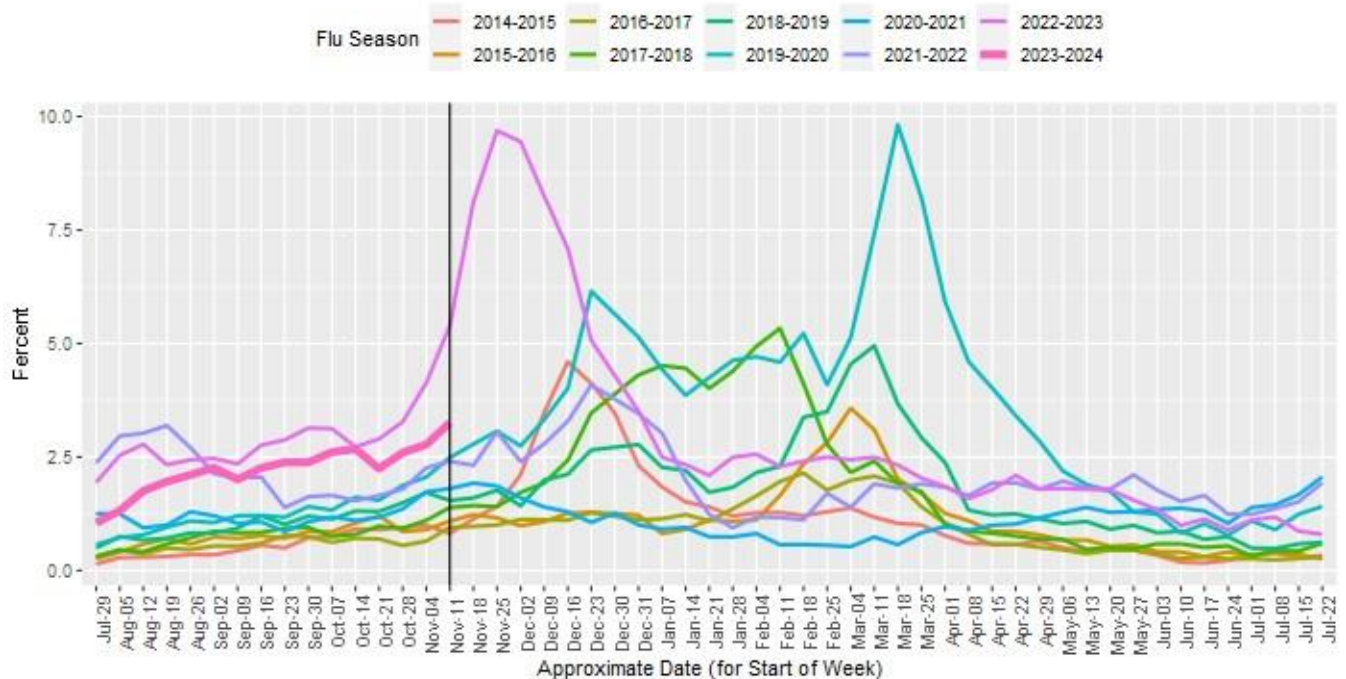
Marion County Public Health Department, IN 2023-11-20

Please send comments or suggestions about content to epidemiology@hhcorp.org.

To subscribe to this report, email your name and email address to epidemiology@marionhealth.org, with subject "Add to Weekly Flu Report distribution list".

Influenza-like Illness ED visits in Marion County continued to increase during the last week.

Percent of ILI related ED Visits



DR1202 Fereshteh Gholipour epidemiology@marionhealth.org Data Source: ISDH ESSENCE 2023-11-20

- During week 46 (November 12 to November 18), **3.26% of Marion County ED visits had ILI symptoms**. The current rate is higher than last week (2.77%). The median percentage of ILI-related ED visits for week 46 over the last five years is 1.91%.
- In Marion County hospitals, 0-4 years old had the highest rate (11.03%) of ILI related ED Visits. This rate is higher than last week (9.35%) and is the median percentage of 0-4 years old ILI-related ED visits for week 46 over the last five years.
- **ED visits for Respiratory Syncytial Virus (RSV) and other respiratory illnesses for 0-4 years old have increased during the last week.** The percentage of RSV-related ED visits was 17.46% out of all 0-4 years old ED visits during week 46. This rate is higher than last week (16.91%)
 - RSV is a common respiratory virus that is the most common cause of bronchiolitis and pneumonia for children under one year of age in the U.S.

Note: ILI (Influenza-Like Illness) visit means that the patient reported fever with cough or sore throat or used the word “flu” or “influenza” to describe either their symptoms or their reason for the ED (Emergency Department) visit.

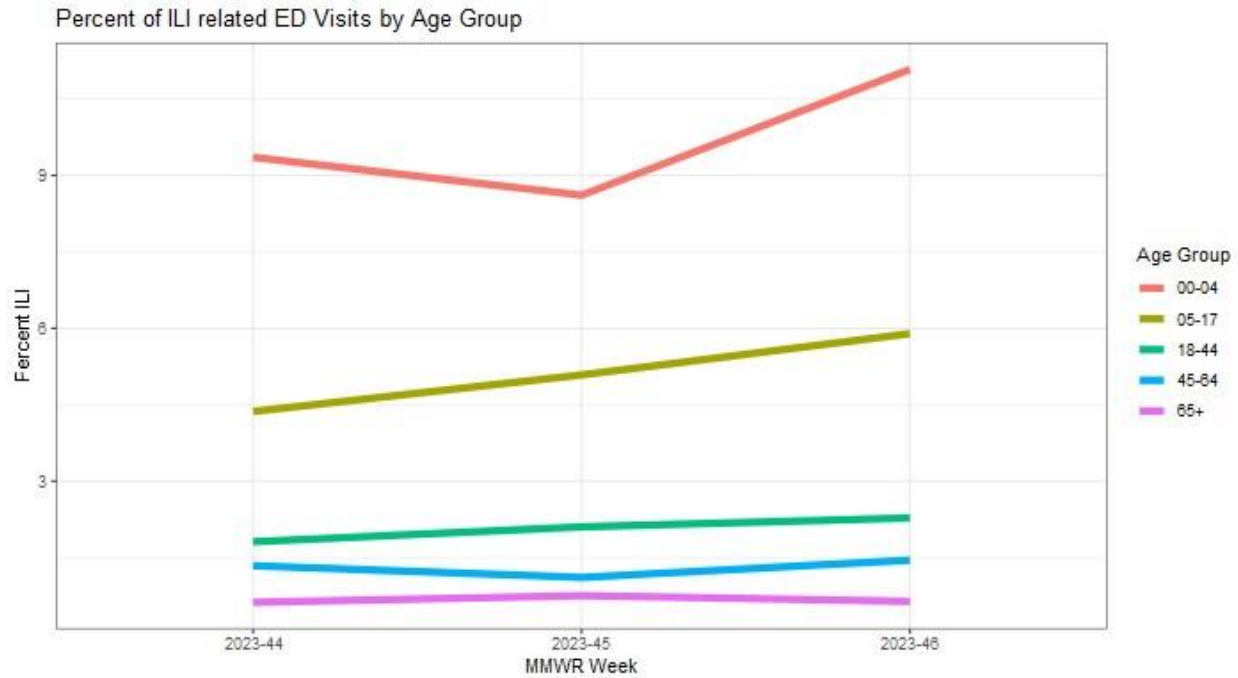
Marion County Influenza Situation Report 2023-2024 Seasonal Influenza Week 46 (November 12, 2023 – November 18, 2023)



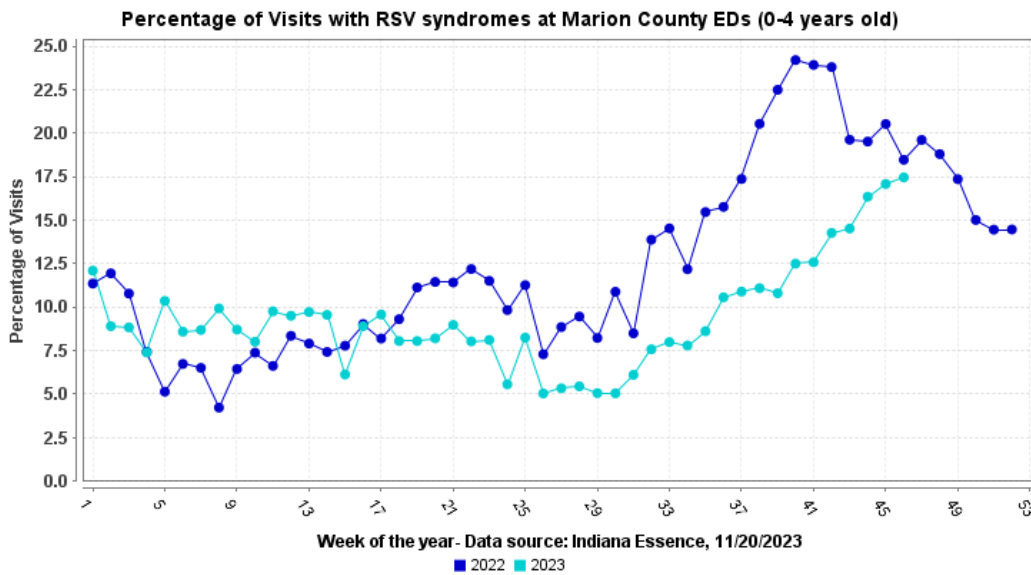
Marion County Public Health Department, IN 2023-11-20

Please send comments or suggestions about content to epidemiology@hhcorp.org.

To subscribe to this report, email your name and email address to epidemiology@marionhealth.org, with subject "Add to Weekly Flu Report distribution list".



DR1202 Fereshteh Gholipour epidemiology@marionhealth.org Data Source: ISDH ESSENCE 2023-11-20



Week of the year - Data source: Indiana Essence, 11/20/2023

■ 2022 ■ 2023

Marion County (Week 45, November 05 – November 11, 2023)

- The percentage of ILI-related ED visits was 2.77% out of all ED visits.
- In Marion County hospitals, 0-4 years old had the highest rate (9.35%) of ILI related ED Visits.

Note: ILI (Influenza-Like Illness) visit means that the patient reported fever with cough or sore throat or used the word “flu” or “influenza” to describe either their symptoms or their reason for the ED (Emergency Department) visit.

Marion County Influenza Situation Report 2023-2024 Seasonal Influenza Week 46 (November 12, 2023 – November 18, 2023)



Marion County Public Health Department, IN 2023-11-20

Please send comments or suggestions about content to epidemiology@hhcorp.org.

To subscribe to this report, email your name and email address to epidemiology@marionhealth.org, with subject "Add to Weekly Flu Report distribution list".

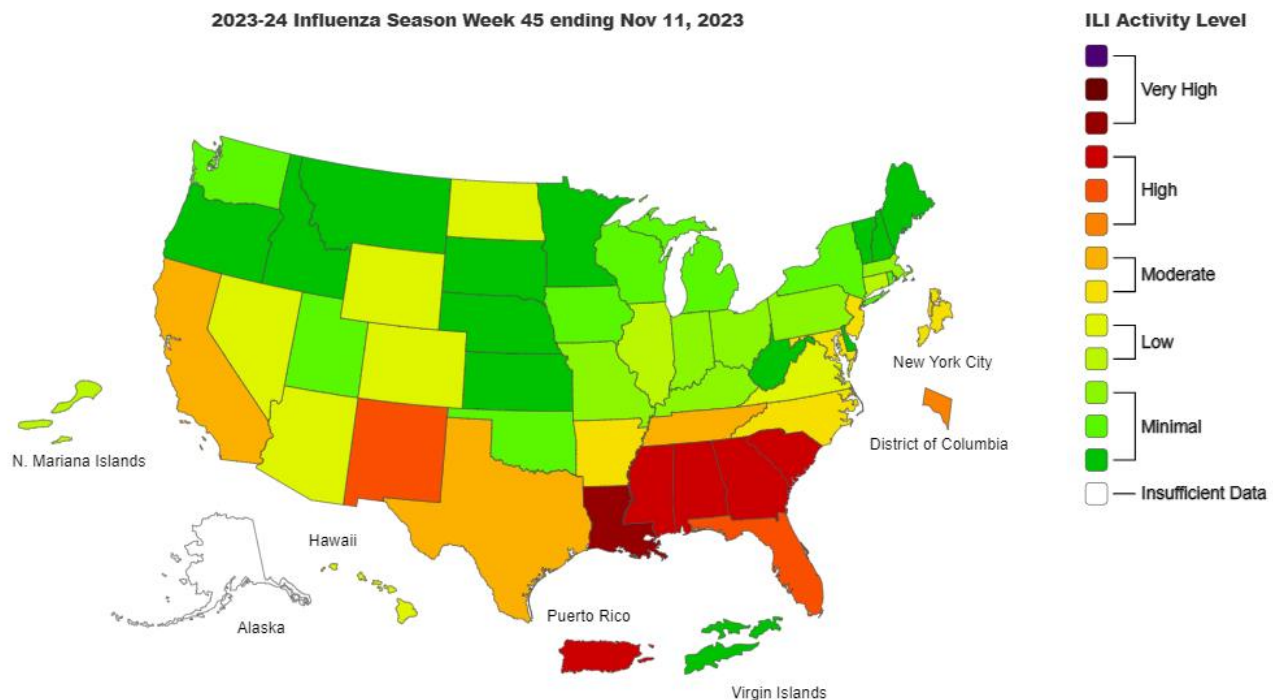
[Indiana \(Week 45, November 05 – November 11, 2023\)](https://www.in.gov/health/idepd/influenza/influenza-dashboard/)

<https://www.in.gov/health/idepd/influenza/influenza-dashboard/>

- Indiana is experiencing **Minimal** ILI activity. For week 45.
- IDOH reported 2.15% ILI at sentinel provider sites and 2% ILI at ED and urgent care visits. Both rates have increased during the last week.
- **One influenza-associated death has been reported** during week 45. Three deaths have been reported from the beginning of the season.
- Eight specimens were tested at the IDOH Laboratory during Week 45. All were detected as influenza negative.

[National \(Week 44, November 05 – November 11, 2023\)](https://www.cdc.gov/flu/weekly/index.htm)

<https://www.cdc.gov/flu/weekly/index.htm>



- Seasonal influenza activity is increasing in most parts of the country, most noticeably in the South Central, Southeast, and West Coast regions.
- According to the U.S. Outpatient Influenza-like Illness Surveillance Network (ILINet), **3.5% of outpatient visits to healthcare providers** were related to ILI (influenza-like illness). This rate is higher than last week (2.9%) and is above the baseline of 2.9%.
- **Zero influenza-associated pediatric death** occurring during the week 45 has been reported to CDC.
- During Week 45, **4% of clinical laboratory specimens** were **positive for influenza**. This rate is higher than last week (3%).
- During Week 45, **310 (14%) specimens** were **positive at public health laboratories**. This rate is higher than last week (8.5%).

Note: ILI (Influenza-Like Illness) visit means that the patient reported fever with cough or sore throat or used the word "flu" or "influenza" to describe either their symptoms or their reason for the ED (Emergency Department) visit.