

# Suspected Drug Intoxication Deaths in Marion County, Indiana



## Background

This report is created in coordination between the Marion County Public Health Department (MCPHD) and the Marion County Coroner's Office (MCCO). This report was supported by the Centers for Disease Control and Prevention (CDC) of the U.S. Department of Health and Human Services (HHS) as part of Overdose Data to Action: LOCAL (CDC-RFA-CE-23-0003). The contents are those of the authors and do not necessarily represent the official views of, nor an endorsement by, CDC/HHS or the U.S. Government. All data in this report was collected and provided by the MCCO.

## Purpose

The goal of this report is to provide more timely statistics regarding suspected drug intoxication deaths to the public and those involved in prevention or harm reduction efforts focused on decreasing the number of drug intoxication deaths in the county.



**Important Disclaimer:** All cases included in this report are *suspected* drug intoxication deaths. These deaths are still under investigation by the MCCO and are subject to change as toxicology reports are completed. Confirmed statistics will be included in the MCCO's next annual report.



# Suspected Drug Intoxication Deaths in Marion County, Indiana

## Summary of Suspected Drug Intoxication Deaths | Q2 2025

Q2 2025

**115 Deaths**

Q2 2024

**124 Deaths**

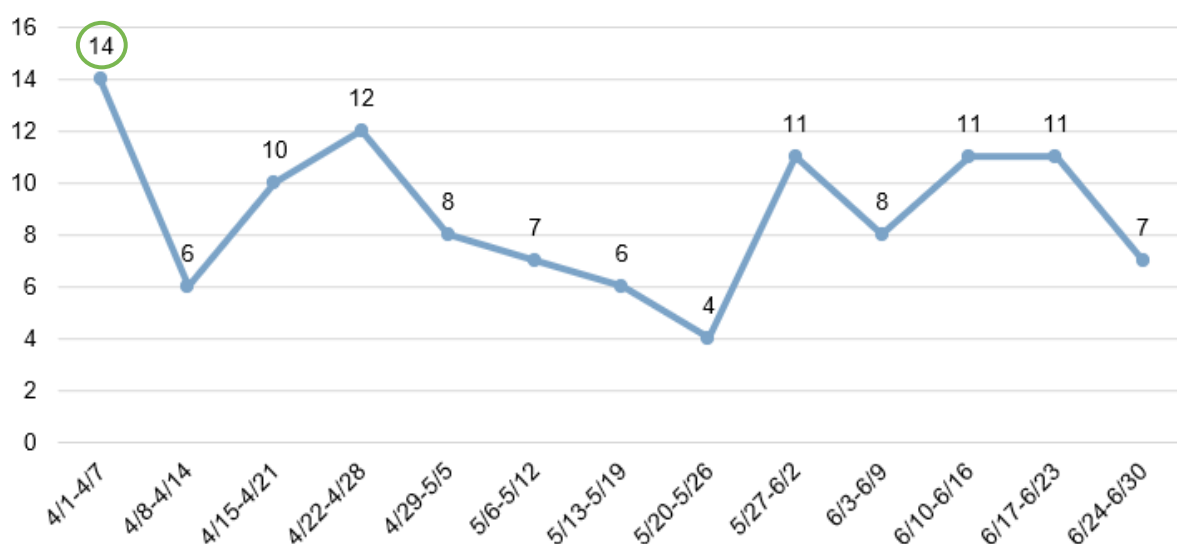
Percent Change

**▼ 7.3%**

From previous year

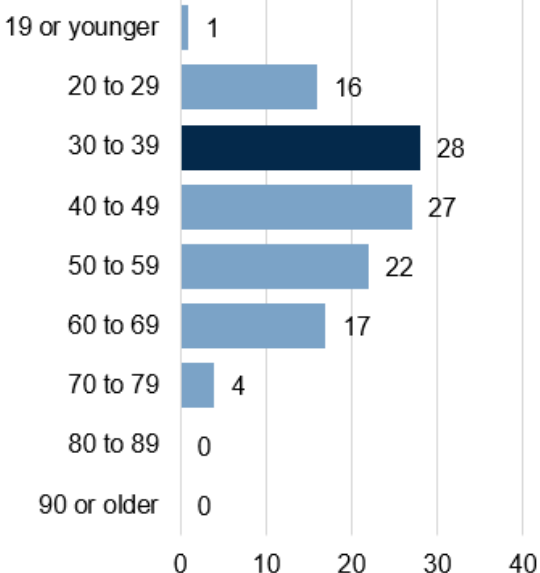
### Weekly Trends

Out of the 115 suspected drug intoxication deaths, 14 (12%) deaths occurred between April 1<sup>st</sup> – 7<sup>th</sup>, which accounted for the most deaths by week for Q2 2025.



### Distribution by Age Group

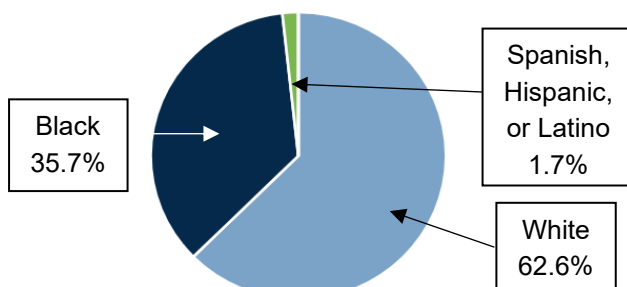
The average age was 45 years old, the youngest decedent was 18 years old and the oldest was 78 years old.



### Distribution by Sex

**66%****34%**

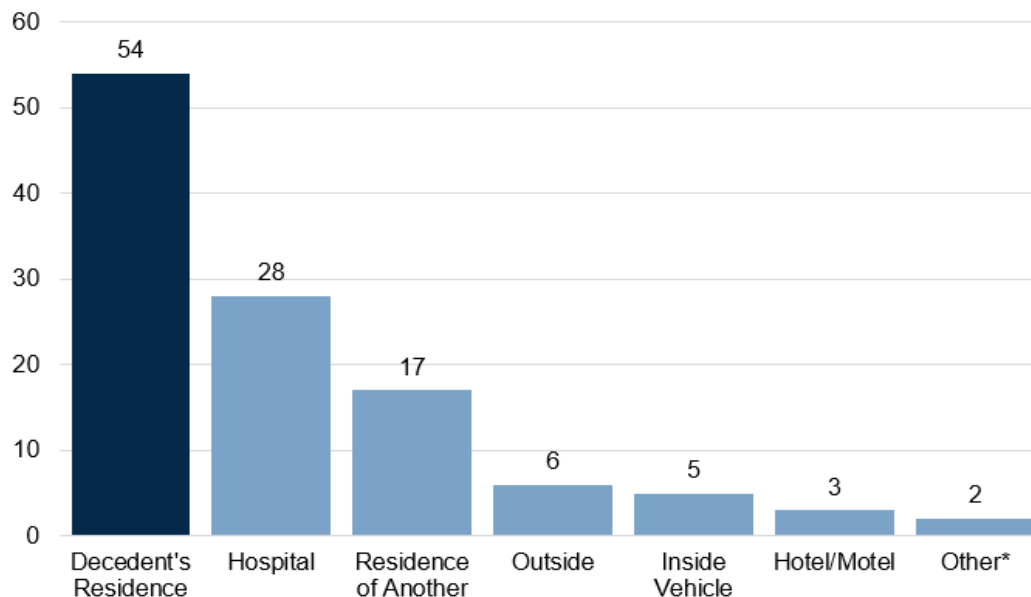
### Distribution by Race & Ethnicity



# Suspected Drug Intoxication Deaths in Marion County, Indiana

## Distribution by Place of Death

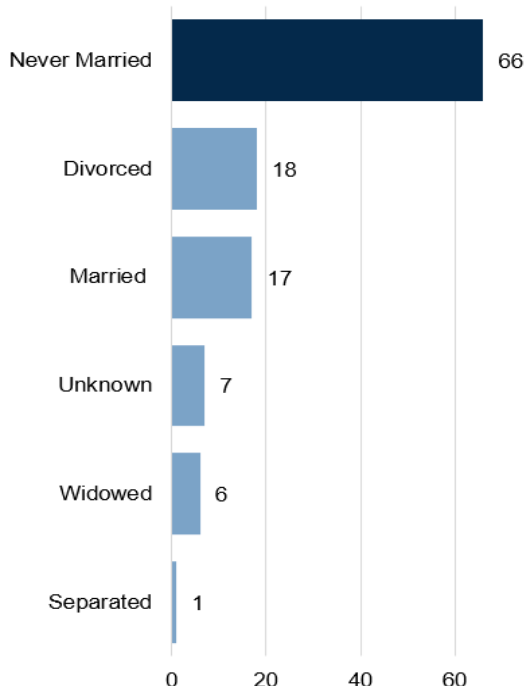
Out of the 115 suspected drug intoxication deaths, 54 (47%) deaths occurred at the decedent's residence.



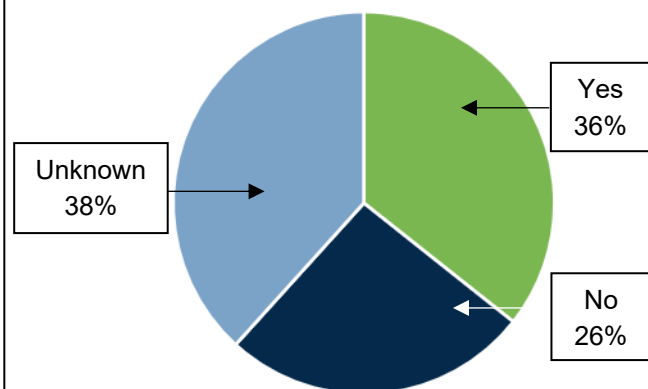
\*Other locations include a place of business and vacant house/apartment, or structure.

## Distribution by Marital Status

Out of the 115 suspected drug intoxication deaths, 66 (57%) decedents had never been married.



## History of Rehabilitation?



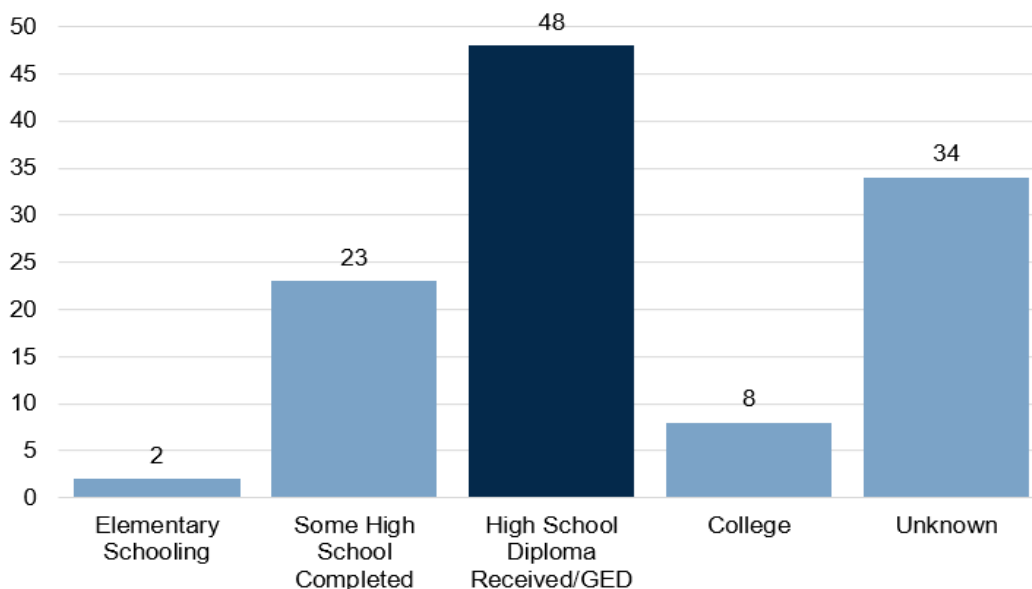
## History of Illicit Drug Use?



# Suspected Drug Intoxication Deaths in Marion County, Indiana

## Distribution by Education Level

Out of the 115 suspected drug intoxication deaths, 56 (49%) decedents had received a high school diploma/GED or higher.



## Mental Health History

Out of the 115 suspected drug intoxication deaths, 40 (35%) decedents had a documented mental health history. The table below shows how many decedents were diagnosed with specific mental illnesses.

| Diagnosis  | Count* (n=40) | Percent |
|--|---------------|---------|
| Depression   | 29            | 73%     |
| Anxiety Disorder<br>(includes generalized anxiety)   | 25            | 63%     |
| Bipolar Disorder   | 12            | 30%     |
| Post Traumatic Stress Disorder<br>(PTSD)   | 6             | 15%     |
| Attention-Deficit/Hyperactive<br>Disorder (ADHD)   | 3             | 8%      |
| Schizophrenia or schizoaffective<br>disorder   | 3             | 8%      |
| Other<br>(Includes unspecific mood disorder,<br>obsessive compulsive disorder, & borderline<br>personality disorder) | 3             | 8%      |

\* A single decedent can be diagnosed with more than one mental illness, so the total count is higher than the number of suspected decedents with a mental illness.

## Other Statistics

51%

of scenes had  
paraphernalia  
present

11%

of decedents were  
previously diagnosed  
with Hepatitis C

3%

of decedents  
served in the  
Armed Forces

# Suspected Drug Intoxication Deaths in Marion County, Indiana

## Toxicology Results

Out of the 115 suspected drug intoxication deaths, 101 cases had completed toxicology results by the time of this report. The top five most commonly found substances in the toxicology results were fentanyl (70%), methamphetamine (39%), cocaine (38%), benzodiazepines (15%), and acetyl fentanyl (13%). Additionally, 71 (70%) of the completed toxicology results detected either fentanyl or a fentanyl analog.

See the table below for a full breakdown of all substances identified through toxicology. The last column indicates whether the presence of this substance increased (▲), decreased (▼), or stayed the same (—) as compared to toxicology in Q1 2025. Please note that changes between quarters may not be indicative of an ongoing trend and will need to be observed over a longer timeframe.

| Substance   | Count* (n=101) | Percent | Compared to Q1 2025 |
|---|----------------|---------|---------------------|
| Fentanyl  | 71             | 70%     | ▲                   |
| Methamphetamine   | 39             | 39%     | ▲                   |
| Cocaine   | 38             | 38%     | ▲                   |
| Benzodiazepines<br>(includes alprazolam, 7-aminoclonazepam, bromazolam, clonazepam, & diazepam)   | 15             | 15%     | ▲                   |
| Acetyl fentanyl**   | 13             | 13%     | ▼                   |
| Other<br>(includes ketamine, cyclobenzaprine, meta-chlorophenylpiperazine, GHB, psilocybin, etc.) | 9              | 9%      | ▲                   |
| Opiates (Other) (includes oxycodone & morphine)   | 8              | 8%      | ▲                   |
| Ethanol/Alcohol   | 7              | 7%      | ▼                   |
| Antihistamines<br>(includes diphenhydramine & hydroxyzine)  | 5              | 5%      | —                   |
| Xylazine  | 4              | 4%      | ▼                   |
| Gabapentin  | 4              | 4%      | ▼                   |
| Fluorofentanyl**  | 3              | 3%      | ▼                   |
| Methadone   | 3              | 3%      | ▼                   |
| Synthetic Cannabinoids<br>(includes MDMB-4en-PINACA)  | 3              | 3%      | —                   |
| Carfentanil**   | 1              | 1%      | ▼                   |
| Antidepressants (includes trazodone)  | 1              | 1%      | ▼                   |
| 4-ANPP**  | 1              | 1%      | —                   |
| Norfentanyl**   | 1              | 1%      | —                   |
| Heroin  | 1              | 1%      | —                   |
| Butyryl fentanyl**  | 1              | 1%      | ▲                   |

\* Multiple substances can be found in a single toxicology report for a decedent. Therefore, the total count in this table is higher than the number of suspected decedents.

\*\* Substance is a fentanyl analog, which is an opiate created by altering the basic chemical structure of fentanyl. This allows fentanyl analogs to produce a similar pharmacological effect to fentanyl while containing a slightly different chemical structure.





# Suspected Drug Intoxication Deaths in Marion County, Indiana

## Community Resources

### Marion County Coroner's Office (MCCO) Resource Center

Provides a variety of resources to help people who are grieving the loss of a loved one. If you recently lost a loved one to drug intoxication death, you can text "mental" to 317-435-5281 to get connected with mental health resources (<https://www.indy.gov/activity/resource-center>)

### Marion County Public Health Department (MCPHD)

- ▶ **Safe Syringe Access & Support (SSAS)** - Offers the following services: HIV and hepatitis C rapid screening, safer drug use practices, referral for SUD and mental health treatment, wound care education, immunizations, referral to primary care, and access to health insurance coverage (<https://marionhealth.org/safesyringe/>)
- ▶ **Substance Use Outreach Services (SUOS)** - Offers the following services: HIV rapid testing, STD screenings, Hepatitis B & C screenings, HIV/STD educational materials and prevention counseling, group educational sessions, naloxone training and education, and substance use case management (<https://suos.hhcorp.org/>)

### Overdose Lifeline (ODL)

- ▶ **ODL's Peer Grief Support Program** - Provides direct support to individuals experiencing the challenges associated with losing a loved one from an overdose or drug-related cause of death through a network of Peer Grief Helpers (<https://www.overdoselifeline.org/peer-grief-support/>).
- ▶ **Heart Rock Recovery** – A holistic sober living community in Indianapolis that offers evidence-based addiction treatment and subsidized housing to pregnant women and mothers ages 18 and older (<https://heartrockrecovery.org/>)
- ▶ **ODL's Lifeline for Loss** – A monthly support group for anyone experiencing the loss of a loved one to drug intoxication (<https://www.overdoselifeline.org/lifeline-for-loss/>)
- ▶ **Indiana Naloxone Boxes & Distribution Centers** – An interactive map showing NaloxBox locations and naloxone distribution centers around Indiana (<https://www.overdoselifeline.org/naloxone-indiana-distribution/>)
- ▶ **Naloxone Request & Report** – Need harm reduction materials? Fill out a request form to receive Naloxone & Fentanyl and Xylazine Test Strips (<https://www.overdoselifeline.org/indiana-naloxone-request-report/>)

### Recovery Assist Platform

A searchable online directory of providers and resources in Marion County related to overdose prevention, SUD, and other social determinants of health (<https://recoveryassistplatform.com/>)

### Indiana 2-1-1

A free and confidential service that helps Hoosiers across Indiana find the local resources they need. Dial 2-1-1 to connect with a navigator 24 hours/day (<https://in211.communityos.org/>)

### 988 Suicide and Crisis Lifeline

Provides 24/7, free and confidential support for people in distress, prevention & crisis resources for you or your loved ones, & best practices for professionals in the US (<https://988lifeline.org/>)

### Indiana's Division of Mental Health and Addiction (DMHA)

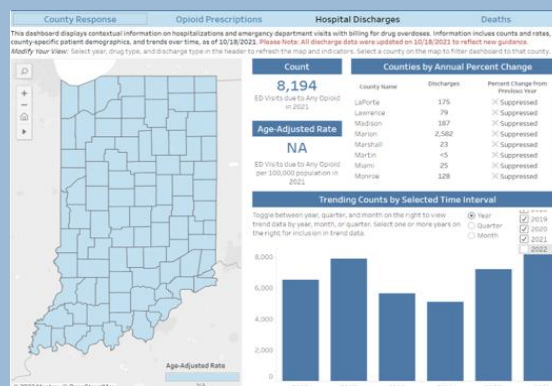
Indiana's DMHA certifies all addiction treatment providers in the State of Indiana. Find addiction treatment or recovery housing in Indiana by visiting their website (<https://www.in.gov/fssa/addiction>) or dial 2-1-1 to be connected to available treatment providers and community resources.

# Suspected Drug Intoxication Deaths in Marion County, Indiana

## Drug Overdose Data Dashboard

For more overdose-related information, please visit the Indiana Department of Health's (IDOH) [Drug Overdose Data Dashboard](#).

In the dashboard, IDOH has provided county and state level data that includes details on county response, opioid prescriptions, hospital discharges, and drug intoxication death data.



## Emerging Substance(s)

Through syringe surveillance, MCPHD has detected the following new or emerging substances:

**Metonitazene** (increase detected Q2 2025) – A nitazene (synthetic opioid developed as a morphine alternative but never approved for human use) suspected to be 2x more potent than fentanyl and 30-200x more potent than morphine

**Carfentanil** (reached peak in Q2 2025) – A fentanyl analog that is 10,000 times more potent than morphine and 100 times more potent than fentanyl

**Lidocaine** (increase detected between Q1-Q2 2025) – A local anesthetic that creates a numbing effect and is commonly used as a cutting agent for cocaine. Lidocaine has increased in county syringe data by 11% between Q1 and Q2 2025.

## MCCO Annual Report

Please use the link below to access the MCCO's annual reports, which contain more information on all deaths that occur in Marion County.

[MCCO Annual Reports](#)

## Have a data request?

Outside agencies and official organizations can request data from MCCO via their information and data request portal.

[Information and Data Requests](#)

## Contact Information



### Marion County Coroner's Office

2545 E Pleasant Run Pkwy N Dr, Suite 200, Indianapolis, IN 46203  
<https://www.indy.gov/agency/marion-county-coroners-office>  
 (317) 327-4744



### MCPHD | Epidemiology Department

3901 Meadows Dr, Indianapolis, IN 46205  
[epidemiology@marionhealth.org](mailto:epidemiology@marionhealth.org)